



CERTIFICATE
IN
FASHION DESIGNING

2017-18




ADD ON COURSE IN FASHION DESIGNING

About us...

A course offered by M.G. University with the affiliation of UGC to enrich the students with superb career guidance along with their regular degree courses. Our course prepares students for the more technical aspects of the apparel design industry. The Add-On Course in Fashion Designing will not affect the regular degree courses, as the time schedule is from 9.00 AM to 10.00 A.M & on every Saturday from 9.00 A.M to 3.00 P.M

PROSPECTUS



Our Highlights....

Periodic Industrial visits&Internships in well-organised textile firms in Tirupur, Bangalore & Coimbatore, Computer aided designing, Art workshops etc.

Our course offers an opportunity for every student to practice computer applications, Digital designing, traditional embroideries & textile designing



FASHION DESIGNING

ADD-ON FD PROGRAMME


The well-defined syllabus makes up the students to achieve a Certificate course, after completing one academic year.

If they are willing to continue in the second year, Diploma Certificate in FD will be issued.

In the third year, an advanced Diploma Certificate in Fashion Designing will be issued by MG University.

Application for admission must be made in the prescribed form available from the college office of Fashion Designing.

Nimmy Reghu
[Signature]



Course	Details				
Code					
Title	Certificate Course in Fashion Designing				
Degree	BSc				
Branch(s)	Family and Community Science (Home Science)				
Year	1				
Type	Add-On Course 1				
Credits	2	Credits	2	Credits	2

Module	Course Description	Hrs
1.0	Textile Science	8
1.1	Classification of fibers - External properties of fibre used for making textiles. Classification – of Natural Modified, Artificial, Synthetic & Mixed fibers. General characteristics of vegetable, animal & synthetic fibre.	
1.2	Identification of Textile Fabric/Fibres Importance of textile fibres Test for the identification of fibres — the burning, creasing, and breaking tests Reaction of textile fibres to chemical reagents	
2.0	Pattern Making	5
2.1	Methods of Pattern Making Drafting-Principles of Pattern Drafting-steps in drafting-children & adults bodices-sleeve patterns Grading -Back- front and Sleeve patterns	
2.2	Importance of taking body measurements: Principles ,Measurements needed for the construction of ladies, men's and children's garments.	
3.0	Embroidery	5
3.1	Definition – classification Principles-tools & equipments needed. Classification of needles, types of thread-selection of materials.	
3.2	Transferring methods- Carbon paper, direct transfer packing method, butter paper, iron on transfer, pouncing transfer paper, glass plate & tracing wheel ,Running stitch methods. Preservation & care of embroidery-selection of materials.	
1.0	Practical	4
1.1	Pattern Making	
1.2	Making paper patterns for miniature & master Pattern-zabla with sleeve & sleeveless Kitchen Apron, Romper, Sheath skirt	
1.3	Four gore skirt-A line frock-Umbrella frock-Midi top.	
2.0	. Garment Designing	

2.1	Garment Construction — Zabla , Infant dress , Baba suit with strap , umbrella frock	8
2.2	Designing & drafting two types of frocks — yoke frock , body frock ,skirt gathered bell sleeve , peterpan collar.	
3.0	Embroidery	6
3.1	Hand Embroidery stitches- Running-Whipped running-long &short-french knot-bullion knot-satin-button hole-fly-feather chain-chequered chain-double-chain-a sheaf.	

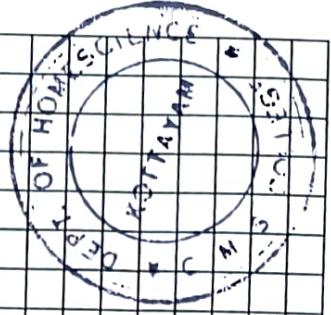
CMS COLLEGE, KOTTAYAM (AUTONOMOUS)
VALUE ADDED COURSE- BAKERY AND CONFECTIONERY

2nd BSc. Family and Community Science

ATTENDANCE

Month & Year: August 2017

Sno.	Reg. No.	Name	1	2	3	4	5	6	7	8	9	10	11	12	13	14	15	16	17	18	19	20	21	22	23	24	25	26	27	28	29	30	31
1	161111101	Aarcha R	/	/	/	/	X		/	/	/	/	/	X		/	/	/	/	/	X		/	/	/								
2	161111103	Anagha Mariam Philip	/	/	/	/	X		/	/	/	/	/	X		/	/	/	/	/	X		/	/	/								
3	161111104	Anjali Krishna	/	/	/	/	X		/	/	/	/	/	X		/	/	/	/	/	X		/	/	/								
4	161111105	Aparna V R	/	/	/	/	X		/	/	/	/	/	X		/	/	/	/	/	X		/	/	/								
5	161111106	Aryaraj K	/	/	/	/	X		/	/	/	/	/	X		/	/	/	/	/	X		/	/	/								
6	161111107	Emily Mol K S	/	/	/	/	X		/	/	/	/	/	X		/	/	/	/	/	X		/	/	/								
7	161111108	Jiya Mol Jacob	/	/	/	/	X		/	/	/	/	/	X		/	/	/	/	/	X		/	/	/								
8	161111109	Merlin Mary Babu	/	/	/	/	X		/	/	/	/	/	X		/	/	/	/	/	X		/	/	/								
9	161111110	Nimmy Reghu	/	/	/	/	X		/	/	/	/	/	X		/	/	/	/	/	X		/	/	/								
10	161111111	Priyanka Kunjachan	/	/	/	/	X		/	/	/	/	/	X		/	/	/	/	/	X		/	/	/								
11	161111112	Sanju Simon	/	/	/	/	X		/	/	/	/	/	X		/	/	/	/	/	X		/	/	/								
12	161111113	Sonal Bharat Shinde	/	/	/	/	X		/	/	/	/	/	X		/	/	/	/	/	X		/	/	/								
13	161111114	Amala Sasikumar	/	/	/	/	X		/	/	/	/	/	X		/	/	/	/	/	X		/	/	/								
14	161111115	Anjali T Babu	/	/	/	/	X		/	/	/	/	/	X		/	/	/	/	/	X		/	/	/								
15	161111116	Anju K R	/	A	/	/	X		/	A	/	/	/	X		/	/	/	/	/	A		/	/	/								
16	161111117	Ansu Anna Cherian	/	/	/	/	X		/	A	/	/	/	X		/	/	/	/	/	X		/	/	/								
17	161111118	Ashima K Regi	/	/	/	/	X		/	A	/	/	/	X		/	/	/	/	/	X		/	/	/								
18	161111119	Asifa MS	/	/	/	/	X		/	/	/	/	/	X		/	/	/	/	/	X		A	/	/								
19	161111124	Keerthy Subrahmanyam	/	/	/	/	X		/	/	/	/	/	X		/	/	/	/	/	X		/	/	/								
20	161111125	Leya Elizabeth Cherian	/	/	/	/	X		/	/	/	/	/	X		/	/	/	/	/	X		/	/	/								
21	161111126	Lincy Leochan	/	/	/	/	X		/	/	/	/	/	X		/	/	/	/	/	X		/	/	/								
22	161111127	Maidhily Satheesh	/	/	/	/	X		/	/	/	/	/	X		/	/	/	/	/	X		/	/	/								
23	161111128	Merin Roy M	/	/	/	/	X		/	/	/	/	/	A		/	/	/	/	/	X		/	/	/								
24	161111129	Merin Sabu	/	/	/	/	X		/	/	/	/	/	X		/	/	/	/	/	X		/	/	/								



ATTENDANCE

Morning session: /

Morning + afternoon session: X

CMS COLLEGE KOTTAYAM(AUTONOMOUS)
DEPT. OF FAMILY AND COMMUNITY SCIENCE
CERTIFICATE COURSE IN FASHION DESIGNING 2017-2018

REPORT

Fashion design is the art of applying design, aesthetics, clothing construction and natural beauty to clothing and its accessories. It is influenced by culture and different trends and has varied over time and place. "A fashion designer creates clothing, including dresses, suits, pants, and skirts, and accessories like shoes and handbags, for consumers. He or she can specialize in clothing, accessory, or jewelry design, or may work in more than one of these areas according to their interests.


The course on "FASHION DESIGNING" had offered to the undergraduates of IInd Family and Community Science to develop their skills in fashion designing. The course was coordinated by Dr Anooja Thomas, Associate Professor Dept. Of Family and Community Science. The course started on the 1st of August 2017 and the course was handled by external FD experts Ms. Chithra who handled practical classes and Ms. Athira who was in charge of the theory classes.

Expected course outcome of the theory course:

- Describe the different terminologies and principles related to contemporary fashion
- Explain the fundamentals of fashion designing
- Understand and use the elements and principles of design Apply the use of pattern making for fashion and clothing
- Design garments for different figure types. Visualize and Apply the basic procedure in garment construction
- Explain the organisation of garment industry and marketing
- Discuss the Indian apparel market in global perspective
- Describe the different terminologies and principles related to contemporary fashion
- Explain the fundamentals of fashion designing


Expected course outcome of the practical course:

- Prepare paper patterns for cutting assembling and fitting garments.
- Create new designs corresponding to one's own ideas and creativity.
- Understand body proportions and their role in garment making.
- Assess the suitability of various garments for different occasions.
- Modify basic patterns to develop a wide range of styles in apparel construction.
- Repair or recycle old garments by adding decorative and design elements and create new styles




Class Schedule:

Sl. No.	Date and Time	Topic	Staff incharge
1	1/8/17 (9 am – 10am)	Terms related to the fashion industry	Athira
2	2/8/17 (9 am – 10am)	Fashion evolution – Fashion cycles	Athira
3	3/8/17 (9 am – 10am)	Illustrating fashion figure-8 heads female	Chithra
4	4/8/17 (9 am – 10am)	Basic body shapes	Athira
5	5/8/17 (9 am – 10am)	Elements of design – line, shape or form, colour, size and texture.	Athira
6	5/8/17 (10 am – 11am)	Body measurement – importance, guidelines for measuring, ladies and children's measurements.	Athira
7	5/8/17 (11 am – 12pm)	Designs suitable for various figure types.	Athira
8	5/8/17 (12pm – 1pm)	Tools and equipments used for sewing.	Athira
9	5/8/17 (2pm – 3pm)	Sketching of formal wear, party wear and suitable for children and women on croquis (two styles each)	Chithra
1	5/8/17 (3pm – 4pm)	Basic Hand Stitches-Basting, overcasting, hemming.	Chithra
1	7/8/17 (9am - 10 am)	Pattern making – methods of pattern making – Drafting, draping	Athira
1	8/8/17	Pattern alteration-	Athira





	(9am - 10 am)	lengtheningandshorteningofbodiesblock,skirtandsleeve block.	
1	9/8/17 (9am - 10 am)	Preparationoffabricforcutting.	Athira
1	10/8/17 (9am - 10 am)	Patternlayouts	Athira
1	11/8/17 (9am - 10 am)	Marking, cutting,stitchingandfinishingof	Athira
1	12/8/17 (9am-10am)	Handembroiderystitches–minimum3 nos	Chithra
1	12/8/17 (10am - 11am)	Seams– Plainseam,Frenchseam,flatfellseam,topstitchedseam, Pipedseam (Any 1)	Chithra
1	12/8/17 (11am – 1pm)	Preparation of paper patterns andconstruction of a A-line frock for apreschoolchildwithanytypeofcollarand sleeve	Chithra
1	12/8/17 (2pm – 4pm)	Preparation of paper patterns and constructionofchuridar/salwarand KameezforanAdolescentgirl.	Chithra
2	14/8/17 (9am-10am)	Seamfinish–doublestitched	Chithra
2	16/8/17 (9m-10am)	Functionsofvariousdepartmentsingarmentindustry- design department,	Athira
2	17/8/17 (9am-10am)	Functionsofvariousdepartmentsingarmentindustry- marketingdepartment	Athira
2	18/8/17 (9am-10am)	Functionsofvariousdepartmentsingarmentindustry- financedepartment,	Athira
2	19/8/17 (9am-10am)	Functionsofvariousdepartmentsingarmentindustry- purchasing department	Athira



2	19/8/17 (10am - 11am)	Functionsofvariousdepartmentsingarmentindustry-productiondepartment	Athira
2	19/8/17 (11am -1pm)	Functionsofvariousdepartmentsingarmentindustry-operationdepartment.	Athira
2	19/8/17 (2pm-3pm)	Introducing Fullness in a garment-Gathers–gatheringbyhand,	Chithra
2	21/8/17 (9am-10am)	Knifepleats,boxpleats,invertedpleats.	Chithra
2	22/8/17 (9am-10am)	Darts and tucks– single pointed dart,	Chithra
3	23/8/17 (9am-10am)	gatheringbyelasticPleats-doublepointeddart, pin tucks	Chithra
3	26/8/17 (9am-11am)	Hems Narrowmachinestitchedhem,stitchedandturnedhem	Chithra
3	26/8/17 (11am -1pm)	Introducing Fullness in a garment-Gathers–gatheringbymachine,	Chithra
3	26/8/17 (2pm-4pm)	Fasteners Button and button hole, press buttons , hookandeye	Chithra


Photographs





Conclusion

The fashion designing class was really interesting and informative. The students participated actively and they learned the basics of stitching. Some students started stitching their own dress for alteration purposes.



Nimmy Reghu
[Signature]