

CMS COLLEGE  
KOTTAYAM(AUTONOMOUS)  
DEPT. OF FAMILY AND COMMUNITY  
SCIENCE

*DIPLOMA COURSE*  
*IN*  
*FASHION DESIGNING*  
*2018-19*




### *About us...*

A course offered by M.G. University with the affiliation of UGC to enrich the students with superb career guidance along with their regular degree courses. Our course prepares students for the more technical aspects of the apparel design industry. The Add-On Course in Fashion Designing will not affect the regular degree courses, as the time schedule is from 9.00 AM to 10.00 A.M & on every Saturday from 9.00 A.M to 3.00 P.M

### *Our Highlights....*


Periodic Industrial visits & Internships in well-organised textile firms in Tirupur, Bangalore & Coimbatore, Computer aided designing, Art workshops etc.

Our course offers an opportunity for every student to practice computer applications, Digital designing, traditional embroideries & textile designing



**FASHION  
DESIGNING**





### **ADD-ON FD PROGRAMME**


*The well-defined syllabus makes up the students to achieve a Certificate course, after completing one academic year.*

*If they are willing to continue in the second year, Diploma Certificate in FD will be issued.*

*In the third year, an advanced Diploma Certificate in Fashion Designing will be issued by MG University.*

*Application for admission must be made in the prescribed form available from the college office of Fashion Designing.*

*Nimmy Reshu*



PR  
OS  
DEC  
TH  
S

Course	Details				
Code					
Title	Diploma Course In Fashion Designing				
Degree	BSc				
Branch(s)	Family and Community Science (Home Science)				
Year	2				
Type	Add-On Course 2				
Credits	2	Hr/ Week	2	Total hrs	36

Module	Course Description	Hrs
<b>1.0</b>	<b>Pattern Making</b>	4
1.1	Pattern layout -Tools in pattern layout - Common methods for layout -Layouts for asymmetrical designs - striped, checked & one way designs.	
1.2	Tools & equipments used in clothing industry -Marking tools -Cutting tools - Hand sewing & embroidery tools & Measuring tools - General tools -Pressing -Tools	
1.3	Sewing machine -Parts of sewing machine -Common machine faults & how to rectify them - Care of sewing machine.	
<b>2.0</b>	<b>Textiles</b>	3
2.1	Yarn construction Spinning -Early spinning with hands -Charka spinning - spinning machinery – size & count of yarn -Single strand yarn -ply yarn –slub yarn-loop yarn Knot yarn-the cork screw yarn.	
2.2	Construction of textile fabrics: Process of weaving - Description of loom - chief operations – selvedge, count of cloth & Types of weaving.	
2.3	Finishes: Aim of finishes-Process of finishes-Mechanical Process-Chemical-Process	
<b>3.0</b>	<b>Color Textures</b>	3
3.1	Color theory -Pigment theory –Munsell theory- Colour wheel-Prang Color System	
3.2	Color groups- Active-romantic lively-warm and cool colors-traditional color harmony- Harmony of related colors-Monochromatic- analogous. Harmony of contrast colors , polychromatic-Split complementary-Achromatic color harmony	
3.3	Textures-satin-silk-cotton-chiffon-brocade denim strips-checks-organza-fur-Net-prints etc-	

4.0	<b>Photoshop</b>	8
4.1	Working with files :- Opening, Saving, Reducing file size, Choosing a Format	
4.2	Selection Modes:- Selection Tools ,Feather, Modifying Selections, Cropping & Cutting ,Selection Transformation,	
4.3	Color modes :-RGB color, CMYK color ,Adjusting colors, Using Variation command	
4.4	Paint brushes & Art tools :-The Airbrush, Paint brush, History brush, Eraser, Pencil ,Brush palette	
4.5	Working with Foreground & Background colors:- Selecting colors, Color picker ,Color palette, Eye dropper tool	
<b>1.0</b>	<b>PRACTICAL</b>	
<b>1.1</b>	<b>Garment designing</b>	7
<b>1.2</b>	Drafting & Designing -Balloon frock -frilled frock - Ladies jacket - Paralles - six ,panel skirts - Manila shirt -Ghagra choli	
<b>2.0</b>	<b>Pattern making</b>	5
<b>2.1</b>	Making master & miniature patterns of collars -one piece two piece peter pan collar stand collar - open collar - shirt-collar - Scalloped collar - puriton collar .	
<b>2.2</b>	Drafting miniture & master patterns of balloon frock frilled frock ladies jacket - parallels - six panel skirt - manila shirt - ghagra choli	
<b>3.0</b>	<b>Embroidery</b>	3
<b>3.1</b>	Hand embroidery stitches - Fish bone - herring bone - ( single & double) –long &short -couching -eye let – lazy daisy -trills stein - straight -vandyke - coral - pearl - basket weave .	
<b>3.2</b>	Applique work - patch work- mirror work -chicken work - phulkari - smoking ( English & French )	
<b>4.0</b>	<b>Fashion Drawing</b>	3
<b>4.1</b>	Drawing figures –initial steps-Drawing different posters of male, female and children’s figures- various angles based on measurements-Shading to show the effects of light	
<b>4.2</b>	Easy methods of drawing eyes - nose -heads - legs etc .	




**CMS COLLEGE, KOTTAYAM (AUTONOMOUS)**  
**VALUE ADDED COURSE- FASHION DESIGNING**

2nd BSc. Family and Community Science  
**ATTENDANCE**

Month & Year: JULY, 2018

Attendance  
Morning session: /  
Morning & Af. Noon: X

Sno.	Reg. No.	Name	1	2	3	4	5	6	7	8	9	10	11	12	13	14	15	16	17	18	19	20	21	22	23	24	25	26	27	28	29	30	31
1	171111201	Anagha Anil	/	/	/	/	/	X		/	/	/	/	/	/		/	/				X	/	/	/	/							
2	171111202	Ann Maria Roy	/	/	/	/	/	A		/	/	/	/	/	/		/	/				X	/	/	/	/							
3	171111203	Dona Ann Sabu	/	/	/	/	/	X		/	/	/	/	/	/		/	/				X	/	/	/	/							
4	171111204	Sanaia B S	/	/	/	/	/	X		/	/	/	/	/	/		/	/				X	/	/	/	/							
5	171111205	Shahana P S	/	/	/	/	/	X		/	/	/	/	/	/		/	/				X	/	/	/	/							
6	171111206	Archana Suresh	/	/	/	/	/	X		/	/	/	/	/	/		/	/				X	/	/	/	/							
7	171111207	Aiswary O V	/	/	/	/	/	X		/	/	/	/	/	/		/	/				X	/	/	/	/							
8	171111208	Amrutha Shabu	/	/	/	/	/	A		/	/	/	/	/	/		/	/				X	/	/	/	/							
9	171111209	Anju T	/	/	/	/	/	X		/	/	/	/	/	/		/	/				A	/	/	/	/							
10	171111210	Annu Jacob	/	/	/	/	/	X		/	/	/	/	/	/		/	/				X	/	/	/	/							
11	171111211	Anusha Johnson	/	/	/	/	/	X		/	/	/	/	/	/		/	/				X	/	/	/	/							
12	171111212	Arsha Saiji	/	/	/	/	/	X		/	/	/	/	/	/		/	/				X	/	/	/	/							
13	171111213	Ashly Raju	/	/	/	/	/	X		/	/	/	/	/	/		/	/				X	/	/	/	/							
14	171111214	Athulya Dinesh	/	/	/	/	/	X		/	/	/	/	/	/		/	/				X	/	/	/	/							
15	171111215	Avani Prakash	/	/	/	/	/	X		/	/	/	/	/	/		/	A				X	/	A	/	/							
16	171111216	Bhagyalakshmi Bijju	/	/	/	/	/	X		/	/	/	/	A	/		/	/				X	/	/	/	/							
17	171111217	Christeena Joseph	/	/	/	/	/	X		/	/	/	/	/	/		/	/				X	/	/	/	/							
18	171111218	Christina V Saiji	/	A	/	/	/	X		/	/	/	/	/	/		/	/				X	/	/	/	/							
19	171111219	Farha S	/	/	/	/	/	X		/	/	/	/	/	/		/	/				X	/	/	/	/							
20	171111220	Fathima Sana	/	/	/	/	/	X		/	/	/	/	/	/		/	/				X	/	/	/	/							
21	171111221	Jibin K Chacko	/	/	/	/	/	X		/	/	/	/	/	/		/	/				X	/	/	/	/							
22	171111222	Karthika U	/	/	/	/	/	X		/	/	/	/	/	/		/	/				X	/	/	/	/							
23	171111224	Sneha A Cherian	/	/	/	/	/	X		/	/	/	/	/	/		/	/				X	/	/	/	/							
24	171111226	Swathy S	/	/	/	A	/	X		/	/	/	/	/	/		/	/				X	/	/	/	/							





**CMS COLLEGE KOTTAYAM(AUTONOMOUS)**  
**DEPT. OF FAMILY AND COMMUNITY SCIENCE**  
**DIPLOMA COURSE IN FASHION DESIGNING 2018-2019**

**REPORT**

Garment construction is a technical accomplishment that requires the knowledge and skills of basic sewing techniques— application of stitches, seams, darts, gathers, pleats and edge finishing, etc. Its appropriate application in garment construction is necessary for a good quality product. To improve student's knowledge of fashion and apparel designing, the Department of Family and Community Science conducted a value-added course on Fashion Designing. The course coordinated by Dr. Anooja Thomas, Associate Professor, Dept. of Family and Community Science. Classes were given by Ms. Chithra who is an expert in apparel designing and entrepreneur.

The classes started on 2<sup>nd</sup> July 2018. The class followed an approved syllabus with theory and practical. During working days classes are conducted in the morning from 9 am to 10 am and from 9 am to 4 pm on Saturdays. The course beneficiaries was 2<sup>nd</sup> BSc. Family and Community Science students. The class followed similar schedule as previous year.

**Expected course outcome of the theory course:**

- Describe the different terminologies and principles related to contemporary fashion
- Explain the fundamentals of fashion designing
- Understand and use the elements and principles of design Apply the use of pattern making for fashion and clothing
- Design garments for different figure types. Visualize and Apply the basic procedure in garment construction
- Explain the organisation of garment industry and marketing
- Discuss the Indian apparel market in global perspective
- Describe the different terminologies and principles related to contemporary fashion
- Explain the fundamentals of fashion designing

**Expected course outcome of the practical course:**


- Prepare paper patterns for cutting assembling and fitting garments.
- Create new designs corresponding to one's own ideas and creativity.
- Understand body proportions and their role in garment making.
- Assess the suitability of various garments for different occasions.
- Modify basic patterns to develop a wide range of styles in apparel construction.
- Repair or recycle old garments by adding decorative and design elements and create new styles






**Class Schedule :**


Sl. No.	Date and Time	Topic	Staff in charge
1	2/7/18 (9 am – 10am)	<ul style="list-style-type: none"> <li>• Termsrelatedtothefashionindustry</li> <li>• Fashion evolution – Fashion cycles</li> </ul>	Chithra
2	3/7/18 (9 am – 10am)	<ul style="list-style-type: none"> <li>• Basicbodyshapes</li> <li>• Illustratingfashionfigures-8headsfemale</li> </ul>	Chithra
3	4/7/18 (9 am – 10am)	Elements of design – line, shape or form,colour, size and texture.	Chithra
4	5/7/18 (9 am – 10am)	Body measurement – importance,guidelinesformeasuring,ladiesand children'smeasurements.	Chithra
5	6/7/18 (9am – 10am)	Designssuitableforvariousfiguretypes.	Chithra
6	7/7/18 (9am – 10 am)	Toolsandequipmentsusedforsewing.	Chithra
7	7/7/18 (10 am – 11am)	Sketching of formal wear, party wear andsuitableforchildrenandwomenoncroquis (twostyleseach)	Chithra
8	7/7/18 (11 am to 12pm)	BasicHandStitches-Basting,overcasting,hemming.	Chithra
9	7/7/18 (12pm to 1pm)	Patternmaking–methodsofpatternmaking – Drafting, draping	Chithra
1	7/7/18 (2pm-4pm)	Pattern alteration- lengtheningandshorteningofbodiesblock,skirtandsleeveblock.	Chithra
1	9/7/18 (9am-10am)	Preparationoffabricforcutting.	Chithra
1	10/7/18 (9am – 10am)	Patternlayouts-Marking, cutting,stitchingandfinishing	Chithra
1	11/7/18 (9am – 10am)	Handembroiderystitches–minimum3 nos	Chithra
1	12/7/18 (9am-10am)	Seams–Plainseam,	Chithra



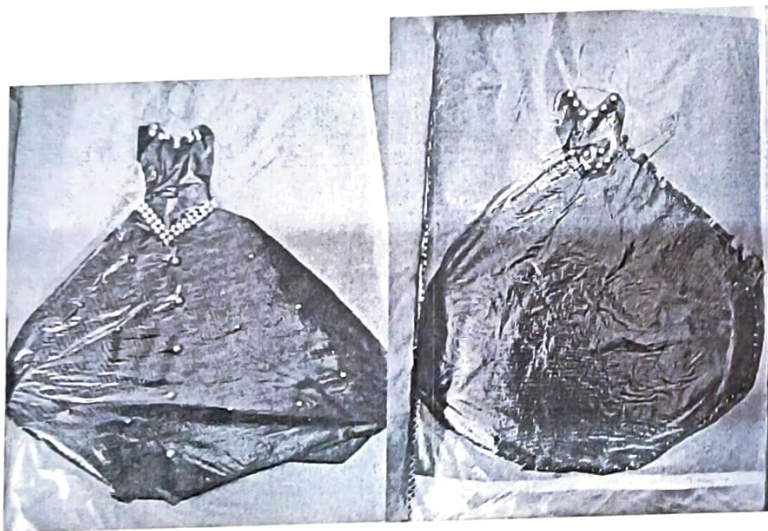

1	13/7/18 (9am-10am)	Seams–Frenchseam,	Chithra
1	16/7/18 (9am-10am)	Seamfinish–doublestitched	Chithra
1	17/7/18 (9am – 10am)	Introducing Fullness in a garment-Gathers– gatheringbyhand	Chithra
1	21/7/18 (9am – 10am)	Preparation of paper patterns andconstruction of a A-line frock for preschoolchild	Chithra
1	21/7/18 (10am – 11am)	Preparation of paper patterns andconstruction of a A-line frock for apreschoolchildwithanytypeofcollarandsleeve	Chithra
2	21/7/18 (11am – 12pm)	Preparation of paper patterns and constructionofchuridar/salwarand KameezforanAdolescentgirl.	Chithra
2	21/7/18 (12pm-1pm)	Knifepleats,boxpleats,invertedpleats.	Chithra
2	23/7/18 (9m-10am)	Functionsofvariousdepartmentsingarmentindustry- design department, marketingdepartment	Chithra
2	24/7/18 (9am-10am)	Functionsofvariousdepartmentsingarmentindustry- financedepartment,purchasingdepartment	Chithra
2	25/7/18 (9am-10am)	Functionsofvariousdepartmentsingarmentindustry- productiondepartment	Chithra
2	26/7/18 (11am-1pm)	Functionsofvariousdepartmentsingarmentindustry- operationdepartment.	Chithra
2	28/7/18 (9am-10am)	Darts and tucks– single pointed dart,	Chithra
2	28/7/18 (10am – 11am)	gatheringbyelasticPleats-doublepointeddart, pin tucks	Chithra
2	28/7/18 (11 am – 1pm)	Hems Narrowmachinestitchedhem,stitchedandturnedhem	Chithra
2	28/7/18 (2pm – 3 pm)	Introducing Fullness in a garment-Gathers– gatheringbymachine,	Chithra
3	28/7/18 (3pm – 4pm)	Fasteners Button and button hole, press buttons, hookandeye	Chithra



## Photographs








### Conclusion

All the students participated enthusiastically in the class. They have done all the work as instructed by the teacher and students agreed that these classes are useful throughout their life. Many students were using sewing machine for the first time. It will be helpful for them in their fashion designing class as well which is relating to curriculum.



*Jimmy Reghu*  
*AT*