


CMS COLLEGE
KOTTAYAM(AUTONOMOUS)
DEPT. OF FAMILY AND COMMUNITY
SCIENCE

ADD ON COURSE
IN
ADVANCED FASHION DESIGNING
2019-20



ABOUT US...


A COURSE OFFERED BY M.G. UNIVERSITY WITH THE AFFILIATION OF UGC TO ENRICH THE STUDENTS WITH SUPERB CAREER GUIDANCE ALONG WITH THEIR REGULAR DEGREE COURSES. OUR COURSE PREPARES STUDENTS FOR THE MORE TECHNICAL ASPECTS OF THE APPAREL DESIGN INDUSTRY. THE ADD-ON COURSE IN FASHION DESIGNING WILL NOT AFFECT THE REGULAR DEGREE COURSES, AS THE TIME SCHEDULE IS FROM 9.00 AM TO 10.00 A.M & ON EVERY SATURDAY FROM 9.00 A.M TO 3.00 P.M

Our Highlights....

- *Periodic Industrial visits&Internships in well-organised textile firms in Tirupur, Bangalore & Coimbatore, Computer aideddesigning, Art workshops etc.*
- *Our course offers an opportunity for every student to practicecomputer applications, Digital designing, traditional embroideries & textile designing*

ADD-ON FD PROGRAMME

- The well-defined syllabus makes up the students to achieve a Certificate course, after completing one academic year.
- If they are willing to continue in the second year, Diploma Certificate in FD will be issued.
- In the third year, an advanced Diploma Certificate in Fashion Designing will be issued by MG University.
- Application for admission must be made in the prescribed form available from the college office of Fashion Designing. Students who are studying for regular degree courses at CMS College can apply.



Jimmy Regh
AT

Course	Details				
Code					
Title	Advanced Diploma Course In Fashion Designing				
Degree	BSc				
Branch(s)	Family and Community Science (Home Science)				
Year	3				
Type	Add-On Course 3				
Credits	2	Hr/ Week	2	Total hrs	36

Module	Course Description	Hrs
1.0	Pattern making and alterations	5
1.1	Methods of identifying pattern alterations-checking the front back & bodice and sleeve pattern. Pattern alterations-Importance of altering Patterns —General Principles of pattern alteration- common pattern alteration in a blouse	
1.2	Preparation of Fabric for cutting. Importance of grain in fabric cutting and garment construction.	
1.3	Methods of straightening fabric ends. Checking and straightening fabric- stretching, steam press methods. Immersion method. Shrinking fabrics.	
1.4	Garment Fitting and assembling – standards for a good fit-ease line-grain-set-balance. Steps in preparing a blouse for fitting solving fitting problems in a blouse and their remedies.	
2.0	Fashion	5
2.1	Seams and seam finishes. Neckline finishes Plackets. Seams — type of seam &their choice waking common seam & seam finishes —bias -cutting & joining — neckline finishes — bias- facing plackets —types of plackets. Seams — type of seam &their choice waking common seam & seam finishes —bias -cutting & joining — neckline finishes — bias- facing — plackets —types of plackets	
2.2	Designing sleeves, collar &cuffs.Sleeves — classification — types of sleeves; Collar — classification — types collars; Cuffs - classification — types of cuffs.	
2.3	Designing yokes & adding fullness-definition classifications. Fullness-dart. Methods of dress making-homemade-tailor made & readymade	
3.0	Fashion Merchandising	

3.1	Introduction-fashion market levels. The role of the fashion buyer. Qualities of a successful buyer. The buying team. Quality control management sketch. The buying cycle. Review of current season. sales & budget planning	4
3.2	Predicting fashion trends. Mail under fashion &market.	
3.3	Product line policies & strategies. Product mix. Factors influencing change in products mix. ISI standard for approval items. Promotional program for approval marking scope & importance of marking research.	
4.0	Fashion Accessories	4
4.1	Definition - types . classification superficial & incorporated accessories –Superficial-hand bags, belts, shoes, jewelleries, hosiery etc Incorporated — lace, labels & trimming.	
4.2	Making accessions -- hats, flowers-jewelleries. Walking method &application of it.	
1.0	Practical	
1.1	Garment Designing	2
1.2	Designing & drafting –saree blouse-salwar kameez — churidar - house coat - Nehru shirt — double breasted coat —bush shirt.	
2.0	Pattern Making	3
2.1	Making master & manufacture pattern of sleeves-roll up plain sleeve, bishop sleeve. Petal sleeve. Garment making --sleeve blouse - salwar - house coat Nehru shirt-bush shirt etc	
3.0	Frabric Painting	2
3.1	Tools &equipments - work place - fabric colors - acrylic pearls fluorescent, glitter metallic and pop-ups. Brushes - types of Brushes . Types on brushes care. Tracing paper – Palleteo	
3.2	Preparing paint and palette- placing the ring - transferring design - various methods.	
3.3	Brush strokes C Strokes S -strokes - ribbon tear drop - scroll & dry brush strokes. Non brush techniques - threads - cotton - springing - impressions &vegetable printing.	
4.0	Photo Shop	
4.1	Working with Focus and Tone Tools:- Blur tool ,Sharpen tool, Smudge tool,Dodge tool, Bum tool, Sponge tool	
4.2	Working with layers:- Creating, Reordering, Hiding/Showing, Removing, Linking layers Working with multiple layers Layer Blending modes Opacity Layer Effects Applying Layer masks	
4.3	Working with Paths Creating Editing Filling & Stroking a	

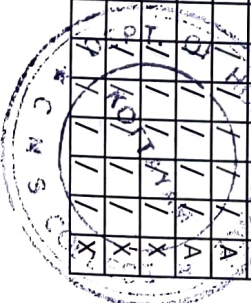
	path The path tools	6
4.4	Modifying the picture :-Using pattern, Blur tool, Lighting Effects Reflection Gradients	
4.5	Working with Text _Type tool Shadow Glows Bevel & Emboss	
5.0	Fashion illustration	5
5.1	Designing garments — application of colors — comparing designs — Designing & Current design.	
5.2	Stylish drawing - creating designs from inspiration.	

CMS COLLEGE, KOTTAYAM (AUTONOMOUS)
VALUE ADDED COURSE- ADVANCED FASHION DESIGNING

2nd BSc. Family and Community Science
ATTENDANCE


Month & Year: November, 2019

Sno.	Reg. No.	Name	1	2	3	4	5	6	7	8	9	10	11	12	13	14	15	16	17	18	19	20	21	22	23	24	25	26	27	28	29	30
1	181111301	Anugraha Maria rajan	/			/	/	/	/	X		/	/	/		/	X					/	/	X		/	/	/	/	/	/	X
2	181111302	Namitha Mariam Motty	/			/	/	/	/	X		/	/	/		/	X					/	/	X		/	/	/	/	/	/	X
3	181111304	Abhirami R Kumar	/			/	/	/	/	A	X		/	/	/	/	X					/	/	X		/	/	/	/	/	/	X
4	181111305	Ahla M Jazeer	A			/	/	/	/	/	A		/	/	/	/	X					/	/	X		/	/	/	/	/	/	X
5	181111306	Aiswarya K	/			/	/	/	/	/	X		/	/	/	/	X					/	/	X		/	/	/	/	/	/	X
6	181111307	Anisha Benny	/			/	/	/	/	/	X		/	/	/	/	X					/	/	X		/	/	/	/	/	/	X
7	181111308	Anjali A Kumar	/			/	/	/	/	/	X		/	/	/	A	/	X				A	/	X		/	/	/	/	/	/	X
8	181111309	Anjana Krishna S	/			A	/	/	/	/	X		/	/	/	/	X						X		/	/	/	/	/	/	/	X
9	181111310	Anjitha Anil K	/			/	/	/	/	/	X		/	/	/	/	X					/	/	X		/	/	/	/	/	/	X
10	181111311	Anupriya R	/			/	/	/	/	/	A		A	/	/	/	A					/	/	X		/	/	/	/	/	/	X
11	181111312	Aparna Unnikrishnan	/			/	/	/	/	/	X		/	/	/	/	X					/	/	X		/	/	/	/	/	/	X
12	181111313	Ashitha P S	A			A	/	/	/	/	X		/	/	/	/	X					/	/	X		/	/	/	/	/	/	X
13	181111314	Bhagyalaskmi Vinod	/			/	/	/	/	/	X		/	/	/	/	X					/	/	X		/	/	/	/	/	/	X
14	181111315	Lizabeth Sebastian	/			/	/	/	/	/	X		/	/	/	/	X					/	/	X		/	/	/	/	/	/	X
15	181111316	Maria Samson	/			/	/	/	/	/	A		/	/	/	/	X					/	A	X		/	/	/	/	/	/	A
16	181111317	Nayana P	/			/	/	/	/	/	A		/	/	/	/	A	X				/	/	X		/	/	/	/	/	/	A
17	181111320	Sherin Abraham	/			/	/	/	/	/	A		/	/	/	/	X					/	/	X		/	/	/	/	/	/	A
18	181111321	Shifana C H	/			/	/	/	/	/	X		/	/	/	/	X					/	/	X		/	/	/	/	/	/	A
19	181111323	Sona T Y	/			A	/	/	/	/	X		/	/	A	/	X					/	/	X		/	/	/	/	/	/	A
20	181111324	Sujitha P	/			/	/	/	/	/	X		/	/	/	/	X					/	/	X		/	/	/	/	/	/	A
21	181111325	Aswitha Susan Elias	/			/	/	/	/	/	X		/	/	/	/	X					/	/	X		/	/	/	/	/	/	X
22	181111326	Shiara Babu	/			/	/	/	/	A	/	X		/	/	/	X					/	/	X		/	/	/	/	/	/	X



Course Co-ordinator

Alimmy Raju
Head of the Department



Principal

CMS COLLEGE KOTTAYAM(AUTONOMOUS)
DEPT. OF FAMILY AND COMMUNITY SCIENCE
REPORT OF VALUE-ADDED COURSE
IN ADVANCED FASHION DESIGNING 2019-20

Course coordinator : Dr.Anooja Thomas (Associate Professor, Dept. of FACS)

Instructor: Ms. Chithra (Fashion Designer)

Garment construction is a technical accomplishment that requires the knowledge and skills of basic sewing techniques— application of stitches, seams, darts, gathers, pleats and edge finishing, etc. Its appropriate application in garment construction is necessary for a good quality product. To improve student's knowledge of fashion and apparel designing, the Department of Family and Community Science conducted a value-added course on Fashion Designing.


The classes commenced on 1st November 2019. The class was given according to an approved syllabus with theory and practical sessions. During working days classes were conducted in the morning from 9 am to 10 am and from 9 am to 4 pm on Saturdays. The course beneficiaries was 2nd BSc. Family and Community Science students. Saturdays were utilised for the practical classes and theory sessions was given during working days.

Expected course outcome of the theory course:

- Describe the different terminologies and principles related to contemporary fashion
- Explain the fundamentals of fashion designing
- Understand and use the elements and principles of design Apply the use of pattern making for fashion and clothing
- Design garments for different figure types. Visualize and Apply the basic procedure in garment construction
- Explain the organisation of garment industry and marketing
- Discuss the Indian apparel market in global perspective
- Describe the different terminologies and principles related to contemporary fashion
- Explain the fundamentals of fashion designing


Expected course outcome of the practical course:

- Prepare paper patterns for cutting, assembling and fitting garments.
- Create new designs corresponding to one's own ideas and creativity.
- Understand body proportions and their role in garment making.
- Assess the suitability of various garments for different occasions.
- Modify basic pattern to develop a wider range of styles in apparel construction.
- Repair or recycle old garments by adding decorative and design elements and create new styles.




Class Schedule :

Sl. No.	Date and Time	Topic	Staff in charge
1.	1/11/19 (9 am – 10am)	Introduction -Termsrelatedtothefashionindustry,	Chithra
2.	4/11/19 (9 am – 10am)	Fashion evolution – Fashion cycles	Chithra
3.	5/11/19 (9 am – 10am)	Fundamentals of Fashion Designing	Chithra
4.	6/11/19 (9 am – 10am)	<ul style="list-style-type: none"> Elements of design – line, shape or form, colour, size and texture. 	Chithra
5.	7/11/19 (9am – 10am)	Basic body shapes	Chithra
6.	8/11/19 (9am – 10 am)	Designs suitable for various figure types.	Chithra
7.	9/11/19 (10 am – 11am)	Body measurement – importance, guidelines for measuring, ladies and children's measurements.	Chithra
8.	9/11/19 (11 am to 12pm)	Pattern making – methods of pattern making – Drafting, draping	Chithra
9.	9/11/19 (12pm to 1pm)	Pattern alteration-lengthening and shortening of bodies block,	Chithra
10.	9/11/19 (2pm- 3pm)	Preparation of fabric for cutting.	Chithra
11.	9/11/19 (2pm- 4pm)	<ul style="list-style-type: none"> Pattern layouts 	Chithra
12.	11/11/19 (9am – 10am)	Tools and equipments used for sewing.	Chithra
13.	12/11/19 (9am – 10am)	Functions of various departments in garment industry- design department, production department and operation department.	Chithra
14.	13/11/19 (9am- 10am)	Functions of various departments in garment industry- marketing department, finance department,	Chithra

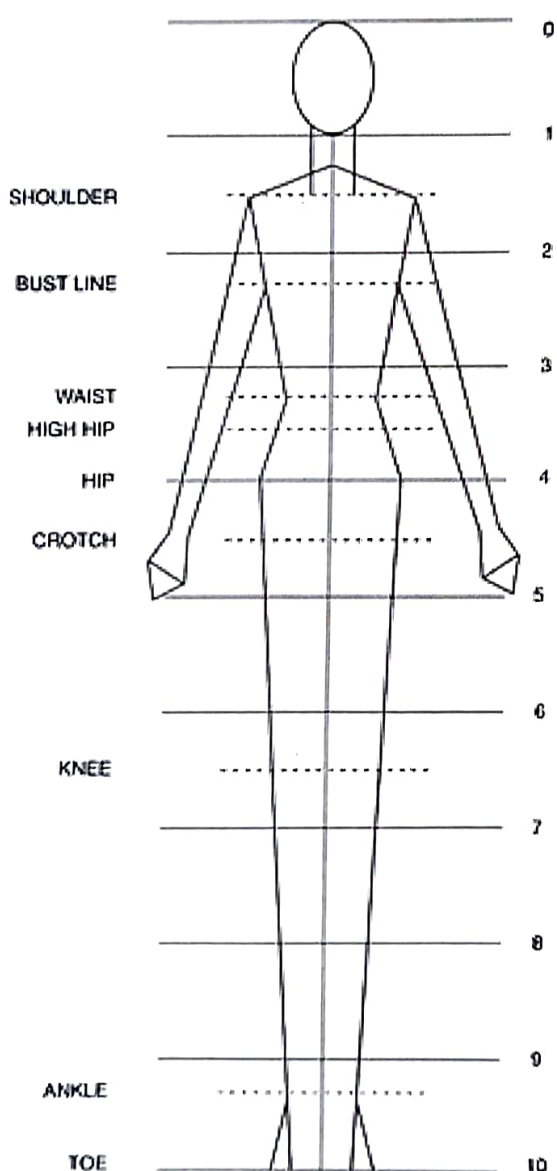




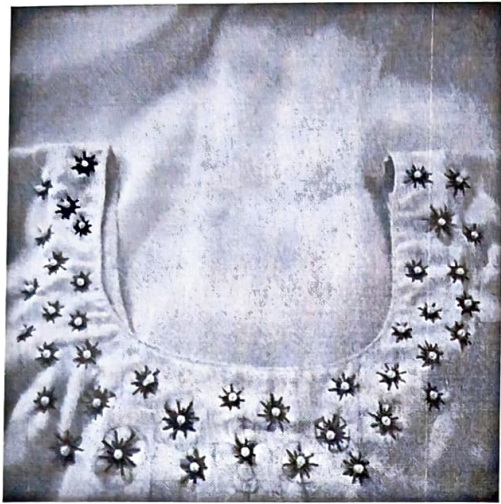
15.	15/11/19 (9am-10am)	Functions of various departments in garment industry- purchasing department,	Chithra
16.	16/11/19 (9am-10am)	Illustrating fashion figure-8 heads female	Chithra
17.	17/11/19 (9am – 10am)	Sketching of formal wear, and suitable on croquis (two styles each)	Chithra
18.	21/11/19 (9am – 10am)	Sketching of party wear	Chithra
19.	22/11/19 (10am – 11am)	Sketching of croquis for children and women	Chithra
20.	23/11/19 (10am – 11am)	Basic Hand Stitches-Basting, overcasting, hemming.	Chithra
21.	23/11/19 (11am-12pm)	Hand embroidery stitches–minimum 3 nos	Chithra
22.	23/11/19 (12 pm-1pm)	Seams– Plain seam, French seam, flat fell seam, top stitched seam, Piped seam (Any 1)	Chithra
23.	23/11/19 (2pm-3pm)	Seam finish–double stitched	Chithra
24.	23/11/19 (3pm-4pm)	Introducing Fullness in a garment-Gathers– gathering by hand,	Chithra
25.	25/11/19 (10am-11am)	Marking, cutting, stitching and finishing	Chithra
26.	26/11/19 (9am-10am)	Pattern alteration skirt and sleeve block	Chithra
27.	27/11/19 (9am – 10am)	8-head theory	Chithra
28.	28/11/19 (9 am – 10am)	Darts and tucks– single pointed dart, double pointed dart, pin tucks	Chithra
29.	29/11/19 (9am-10am)	Gathering by machine Knife pleats, box pleats, inverted pleats.	Chithra
30.	30/11/19 (9am-10am)	Gathering by elastic Pleats-Knife pleats, box pleats, inverted pleats.	Chithra
31.	30/11/19	Hems	Chithra



	(10am-11am)	Narrowmachinestitchedhem, stitchedandturnedhem	
32.	30/11/19 (11am-12pm)	Fasteners Button and button hole, press buttons , hookandeye	Chithra
33.	30/11/19 (12pm-1pm)	Preparation of paper patterns andconstruction of a A-line frock for apreschoolchildwithanytypeofcollarand sleeve	Chithra
34.	30/11/19 (2-4pm)	Preparation of paper patterns and constructionofchuridar/salwar and KameezforanAdolescentgirl.	Chithra

Photographs





Conclusion

All the students have done all the work as instructed by the teacher and students agreed that these classes are useful throughout their life. Many students were using sewing machine for the first time. It will be helpful for them in their fashion designing class as well which is relating to curriculum.

